ApeosPort-VI

C7771 / C6671 / C5571 / C4471 / C3371 / C3370 / C2271

DocuCentre-VI

C5571 / C4471 / C3371 / C3370 / C2271

Setting the new standard in usability and connectivity.

FUJI Xerox

Smart Work Gateway

Smart Work Gateway is a new way of working.
It changes how you manage your workplace and helps you re-imagine your operations and streamline your communications, setting a new standard in usability.
With Smart Work Gateway, you can boost flexibility, remove barriers, and give yourself the freedom to organize how you wish to work. Change how you plug in, sign on and connect to your workplace from any location you choose. Free up your time, be productive and spend your time on work that is meaningful to you. Importantly in today's world, Smart Work Gateway allows you to achieve this while adhering with compliance, and security policies. Simply put, it is an employee and customer centric approach to change the environment you work in.

Smart Work Gateway is a new concept which supports diverse workstyles to enable business persons to perform to their utmost capability.

ApeosPort-VI

C7771 / C6671 / C5571 / C4471 / C3371 / C3370 / C2271

DocuCentre-VI

C5571 / C4471 / C3371 / C3370 / C2271

Easy connectivity for smooth workflows

At the office

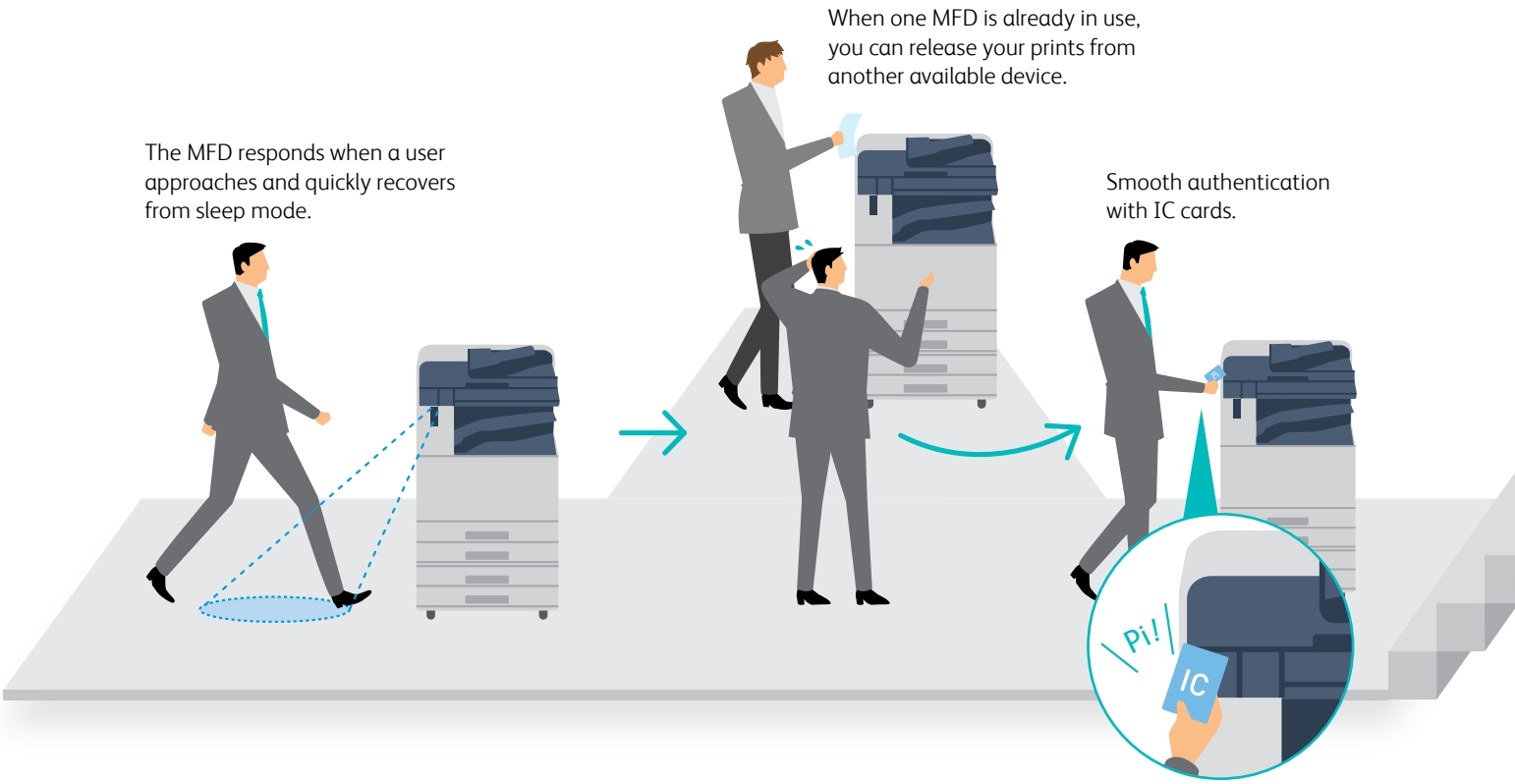

Ready when you are

Smart WelcomEyes

The MFD automatically recovers from Sleep mode as users approach the device. With Smart WelcomEyes, a real-time proximity camera and a pyroelectric heat sensor detect when a user is approaching and recovers from Sleep mode so it is ready to use. Saving you both time and energy.

Smart WelcomEyes Advance 2

Users can be identified by installing the Smart WelcomEyes Advance facial recognition camera. In addition to performing authentication without using an IC card, the operation screen can be customised to the preference of each user.

Note: Optional. The device authentication mode must be enabled.

Face recognition

Swift authentication

Server-less authentication linkage

If user information is registered to a single MFD, it can be automatically shared with other devices. This allows authentication from any device. Users can be registered by simply swiping their IC card, which helps reduce administrator work.

Note: Optional. Requires an IC card reader.

Easy UI Solution 2

Once authenticated, a customised screen appears on the control panel. Users can customise the screen to only display function buttons frequently used, be it Scan, Copy, and Scan to Folder.

Note: Easy UI Solution 2 added application must be installed.

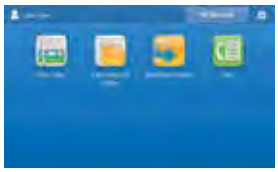

A customised user screen is displayed

On the go

Why bother carrying large amounts of printed materials to meetings? Just print them from a MFD close to the meeting room.

Track print usage by user right on the MFD.

It helps to know your day-to-day costs.

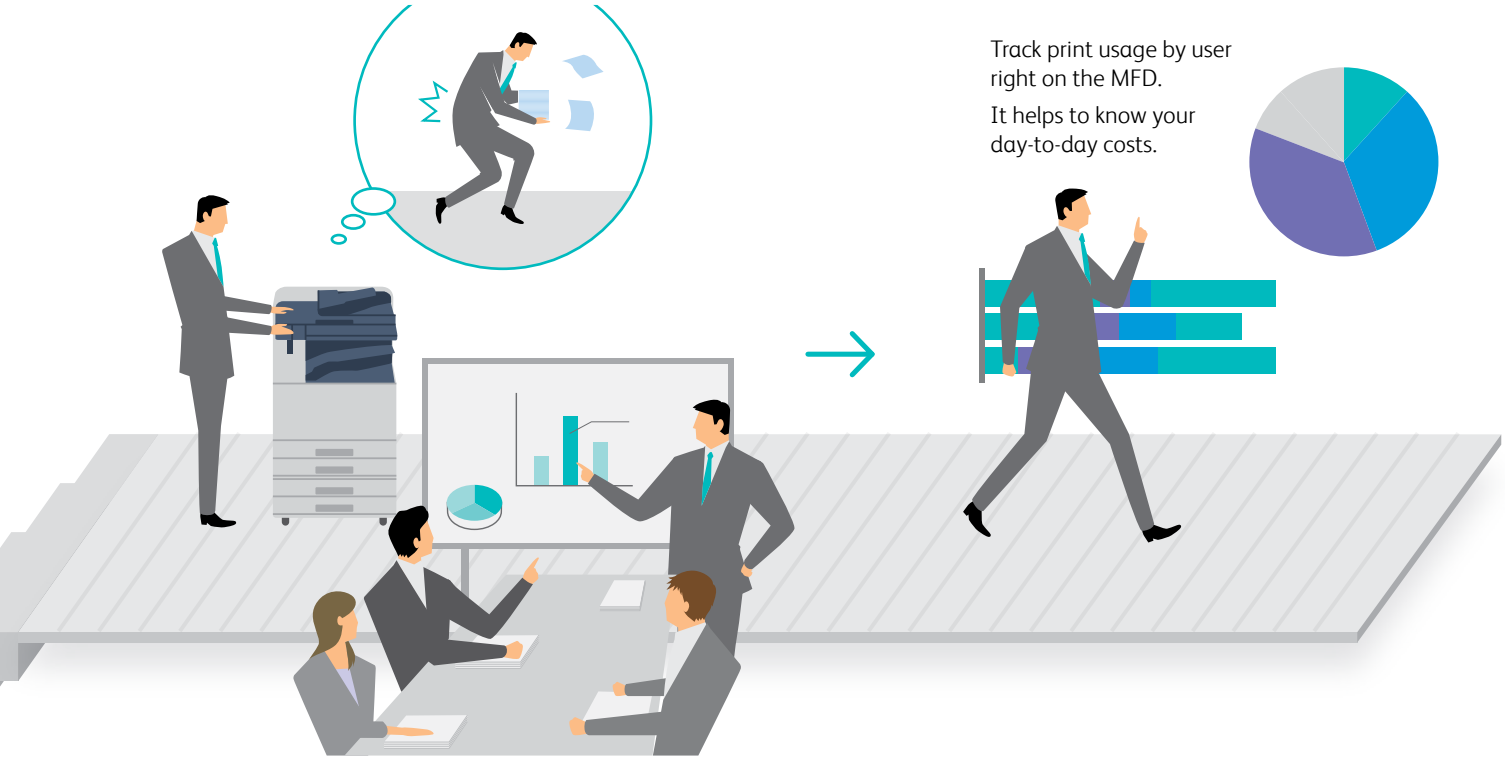

"MFD" is an abbreviation for "Multifunction Device".

Printing from any machine

Server-less On-demand Print

Even if the MFD that you chose to print out is in use, you can print from another MFD. You do not need a special server to use this function. Jobs can be printed even without authentication.

Note: Optional

[Various benefits]

- Concentration of printing from a specific network connected MFD can be avoided. Optimised device operations help reduce the number of devices in the office.
- Wasteful printing is reduced by deleting or correcting incorrect print jobs from the MFD control panel.
- Secure print release is effective in reducing forgotten prints and in securing your documents.

Visualising your usage records

Device Log Service

The usage records of MFDs in the office can be automatically totalized. Cost awareness can be achieved by visualizing the actual usage of MFDs. It promotes TCO reduction.

Note: A Cloud service provided by Fuji Xerox. A separate contract is required.

Usage status confirmation screen on the device

Multiple MFDs can be efficiently utilised while raising cost awareness, without a server. Efficiency is promoted without placing a burden on employees, including the administrator. The creation of such systems is a strength of Fuji Xerox.

Communication to whomever, whenever, where ever.

On the go

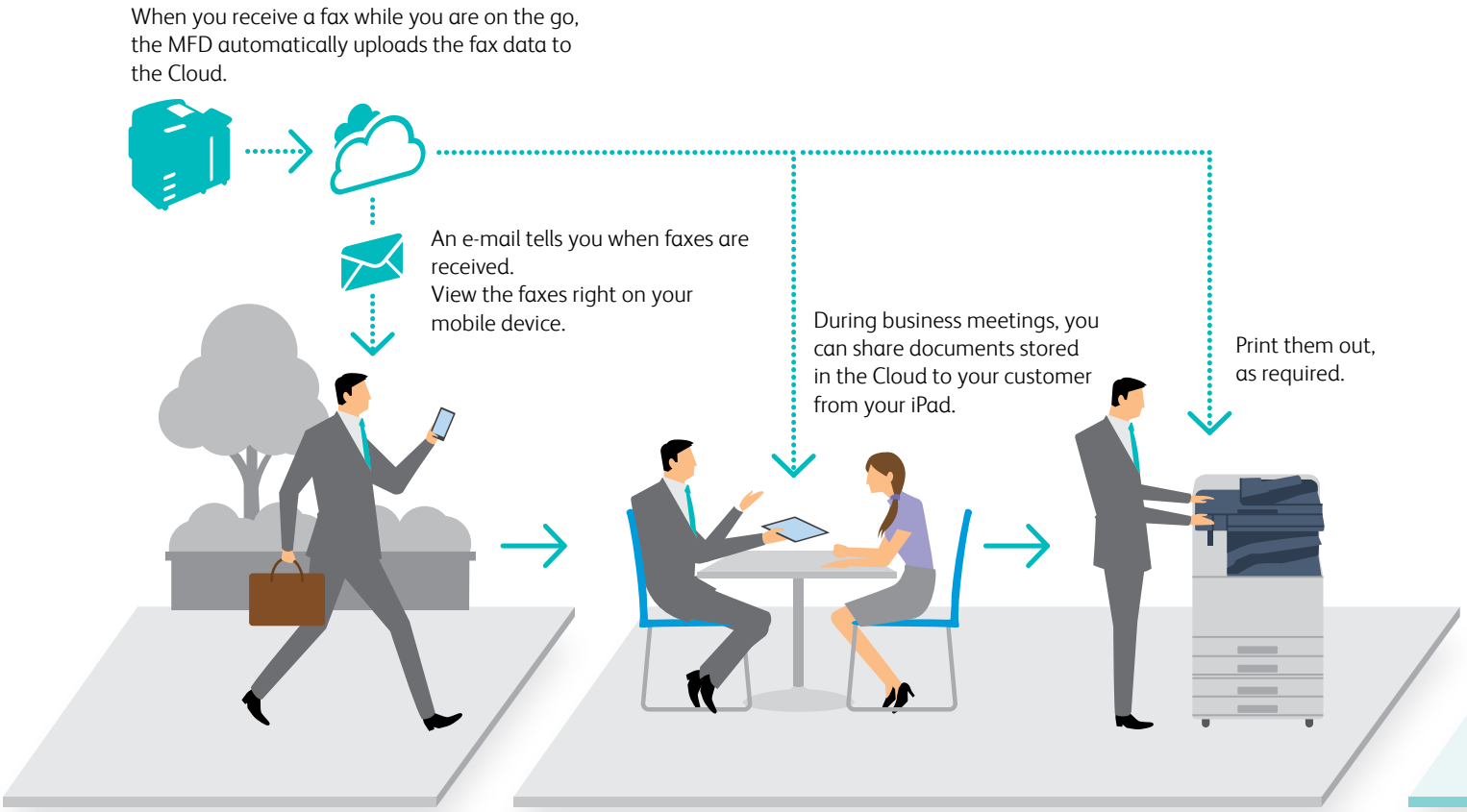

Easy document retrieval

Working Folder

Received fax documents are automatically uploaded to the "Working Folder" cloud service provided by Fuji Xerox. E-mails are sent to your smartphone or tablet device so that you can check your faxes when you're on the go.

Note: A Cloud Service provided by Fuji Xerox. A separate service contract is required.

[Solid security measures]

When you upload documents to Working Folder, they can be downloaded, viewed and uploaded while you're in the field or when visiting a customer. SSL communication and encrypted storage assure the security of your stored data. You can respond to customer's requests efficiently, securely, and quickly – on the spot.

Easy printing where you are

Cloud On-Demand Print

When you urgently need to print a document and are away from the office or at an alternative site location, you can print your documents by simply entering your ID and password on an MFD or entering a seven digit print reservation number as a shared user. There is no need to set up a printer driver or network each time.

Note: A Cloud Service provided by Fuji Xerox. A separate service contract is required.

Print Utility

The Print Utility is a print/scan application for mobile devices running on software such as iOS and Android™. With the support of NFC (Near Field Communication), you can print and scan on a MFD from Android™ devices simply by tapping the device on a card reader.

Note: Requires an IC card reader.

Beyond department barriers

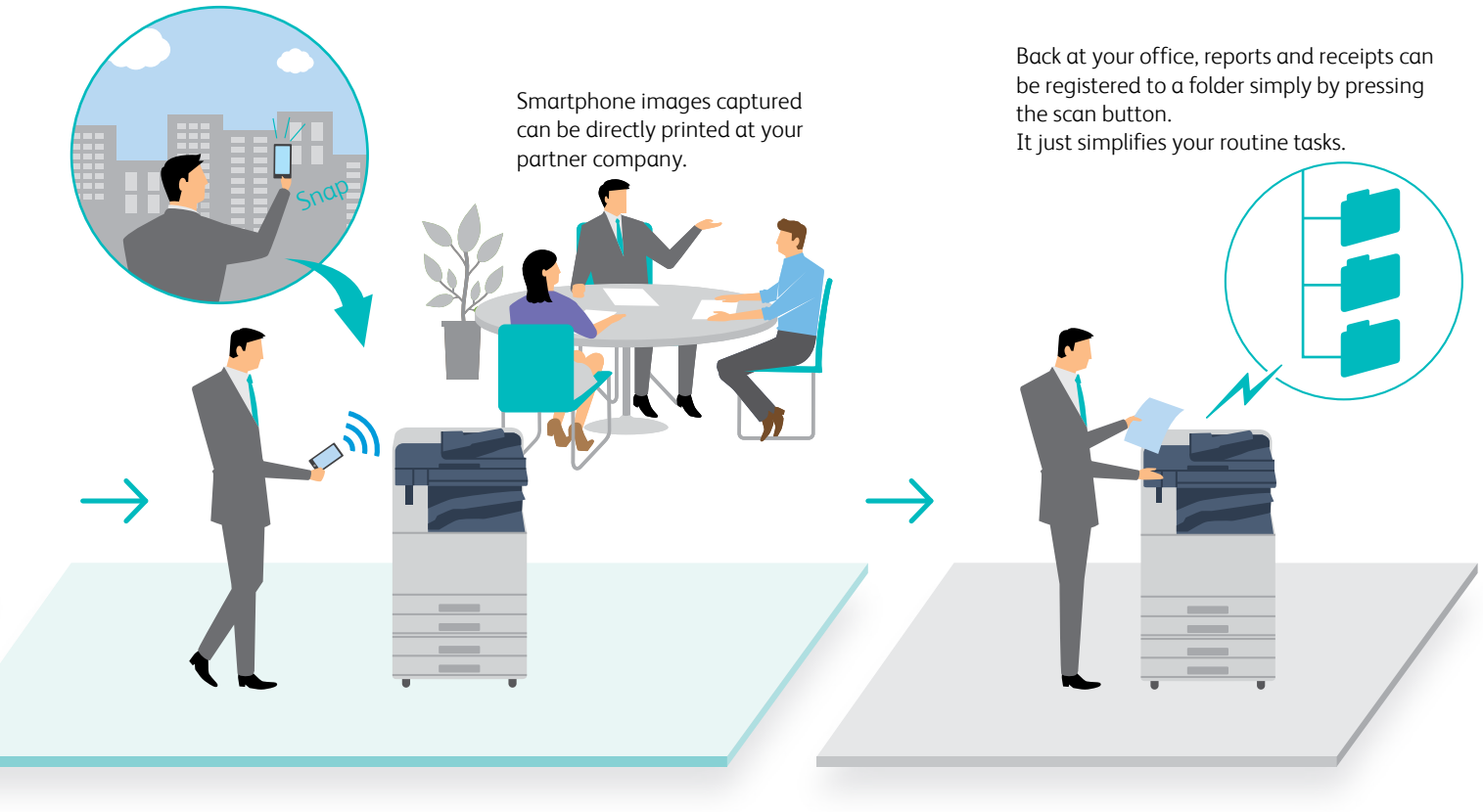

Supporting various environments

Wi-Fi Direct®

Direct mobile printing via the MFD for guests is possible via the Wireless LAN Converter.

Note: Optional

Secondary Ethernet

The device can be equipped with two Ethernet ports to accommodate two different networks. For instance, one can be used for the company LAN while the other for visitors, or, one for a mission-critical system and the other for the general office. Even in a situation where two companies share an office, the separation of networks will provide a secure printing environment.

Note: Optional
Note: Print function only. Only the TCP/IP (Ipd, port 9100) protocol is supported.

Scanning & sending made so simple

Scan Delivery

By pressing a pre-set button on the MFD's control panel, documents can be scanned and stored with a file format and destination set in advance. File names can be created with a custom string set on a PC combined with the document type and date. It makes documents easier to search for.

Note: Optional

Adaptable work flows to suit your dynamic business requirements

Work while on the go, quickly check and respond to information requests without needing to be based in an office. Fuji Xerox offers diverse work styles to drive high performance from your team.

Various corporate needs are accommodated with the same product lineup.

Beyond department barriers

<Finance>
Business reports and annual reports can be printed in large quantities and smoothly processed with high-speed printing and finishing.



<Design>
In addition to digitising large quantities of documents, plans can be outputted as folded so that they are ready for filing.

[Highly efficient] with waste-free operations

Contribution of TCO reduction

The product line-up covers a wide range of speeds from 25 to 70 sheets per minute. By adopting multiple devices, the optimal placement based on usage together with standardized operations and configuration methods can all be achieved. The IH-Fuser and LED print head of these devices also contributes to energy saving.

Cloud services ready

Cloud Service Hub is an application for directly accessing various Cloud services for printing and scanning. If your office is already using Cloud services, these services can be used immediately after installation.

Note: Optional. A separate service contract is required.

[Highly productive] with convenience

High-speed scanning in large quantities

Devices are equipped with a duplex automatic document feeder that can scan both sides of a document at once. It achieves an astonishing high-speed scanning of 270 pages per minute.*1 Up to 250 sheets*2 can be loaded.

*1 With the C7771/C6671. 154 pages per minute for the C5571/C4471/ C3371/C3370/C2271.
*2 With the C7771/C6671. 130 sheets for the C5571/C4471/C3371/C3370/C2271.

Automate finishing processes, including Z-fold

Various finishers* are available. When outputting A4 documents which include A3 drawings, the A3 sheets can be Z-folded, the whole bundle stapled and hole-punched to create an A4 file.

* Optional. For details, see P13.

Beyond size & skill

<Graphic design>
When it comes to printing documents such as booklets and leaflets, Fuji Xerox MFDs can satisfy your needs to reproduce quality images and texts.

<Promotion/sales>
The MFD can handle a wide variety of paper stock, suitable for in-house package production.

[High image quality] with sharp images

Newly-developed Super EA-Eco toner

High resolution of 1200 x 2400 dpi is an eye-opener. Even more remarkable is the new toner, with one of the smallest particles sizes in the industry. This combination produces clear and sharp text and lines with smooth gradations. Half-tones are also beautifully reproduced to allow smooth printing.

Motivating in-house printing

In addition to high image quality, the devices provide easy-to-use image quality adjustments*.

* Adjust Paper Registration,Density Uniformity Adjustment,Print Head Alignment,Adjust Image Transfer

[Highly versatile] for more variation

Thin and heavyweight paper all supported

The standard tray can handle paper between 52 to 300 gsm. In addition to printing envelopes, the device can satisfy your needs for printing sales promotion materials such as POP and packaging in small lots.

Printing on long paper supported: suitable for creating banners

Long paper up to 320 x 1200 mm* is supported even with finishing equipment attached.

* The printable area is 305 x 1194 mm.

Note: Only supported by the PCL driver and the Windows version of the Adobe® PostScript®3™ driver.

Effective solutions offered to resolve your challenges.

Transcending differences in scope and skill

Resolving your scanning challenges

I can't scan the way I want it…

The orientation of my scanned images are off by 90 degrees. I want to skip blank pages.

Scanning becomes simple

"Scan Auto" automatically detects document orientation, whether the document is one-sided or two-sided, and whether there is a mix of one-sided and two-sided sheets. By simply loading the document and pressing the start button, scanning becomes easy. Scanned documents can be saved to a PC or sent via e-mail."

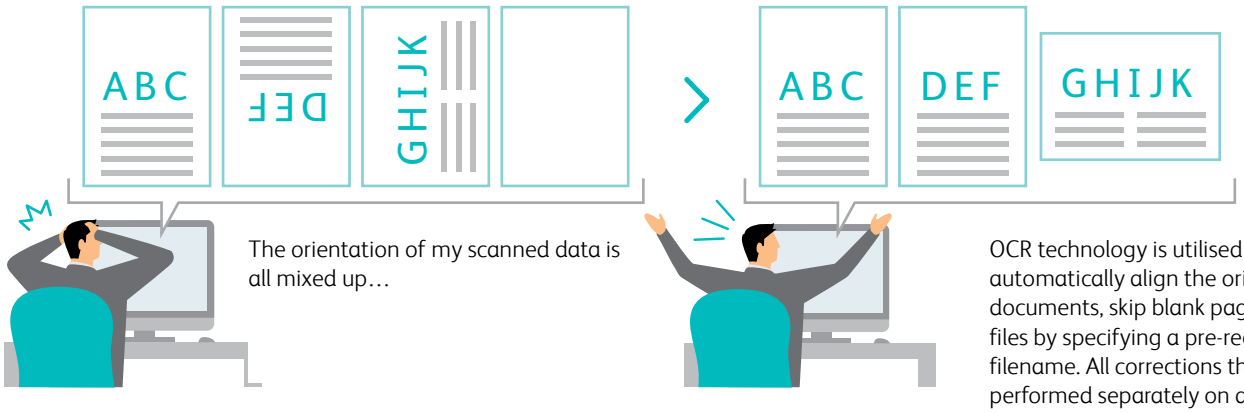

The orientation of my scanned data is all mixed up…

OCR technology is utilised to automatically align the orientation of documents, skip blank pages, and save files by specifying a pre-registered filename. All corrections that had to be performed separately on a PC can now be automated.

Streamlined saving and sharing of documents

Digitizing a large quantity of documents is difficult…

Managing and utilising standard documents (invoices, contracts, and orders) efficiently takes a lot of work.

Anyone can easily digitize documents with simple steps

With "Scan Delivery*", scan operation workflows can be pre-set as a menu item. By simply selecting the pre-set menu item and scanning a document, the entire scan operation, sorting and sharing can be automated.

* Optional

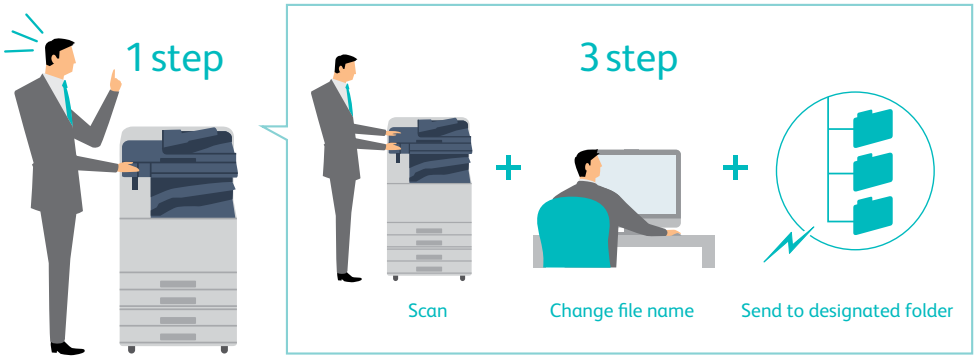

As with "Scan Auto", the scanned images can be aligned correctly, blank pages can be omitted and a filename can be automatically generated. Filenames registered in advance can be specified, and folders can be automatically generated based on the date and authenticated user. Operations for batch scanning of documents, splitting by blank page or QR code, sorting by QR code, and assigning filenames can also be achieved.
When using the DocuWorks format, information such as document names and document properties can be assigned from the MFD.

Utilize multiple cloud services

Deciding which service to use and which to login to is a pain when using several cloud services…

Communication and logging in becomes troublesome when cloud services differ between my company and our partners…

Log into multiple cloud services with one ID and password

Cloud Service Hub* manages the access permission information for cloud services in use with single sign-on. Cross search across multiple cloud services for documents, preview and print directly from the multifunction device – even Microsoft Office documents.
You can also scan documents directly to your chosen cloud service.

* A cloud printing service provided by Fuji Xerox. A separate service contract is required.

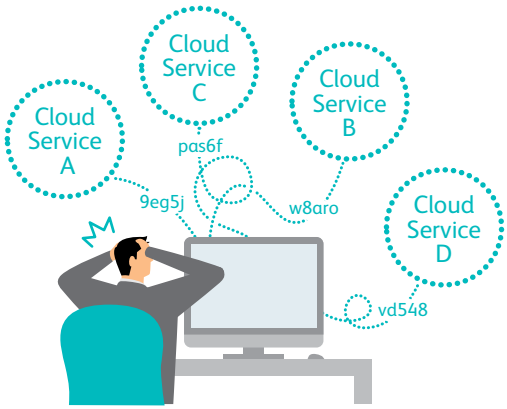

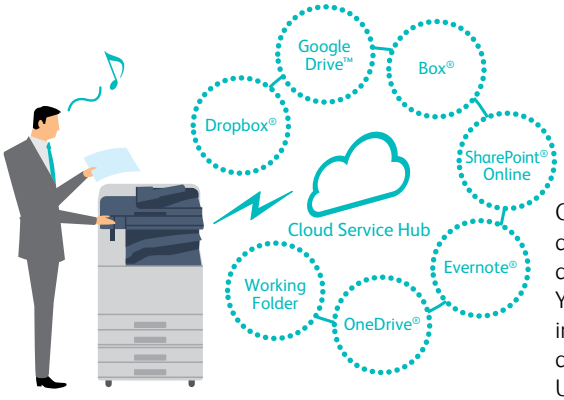

Cloud services can be used directly from the multifunction device.
You can also access documents in the cloud via your mobile device with the Fuji Xerox Print Utility App.

Help is only a touch away

Scanned documents don't reach my new PC..

Every time someone new joins our office or when a PC is replaced, I have to go through the trouble of looking up setup procedures in the manual.

Help information displayed on the control panel

Setup procedures can now be accessed from the control panel of the MFD. FAQ and keyword search functions are provided to speed up your work, without the need to read a manual. Up to date help information is managed on the cloud server, and updated with frequently asked questions.

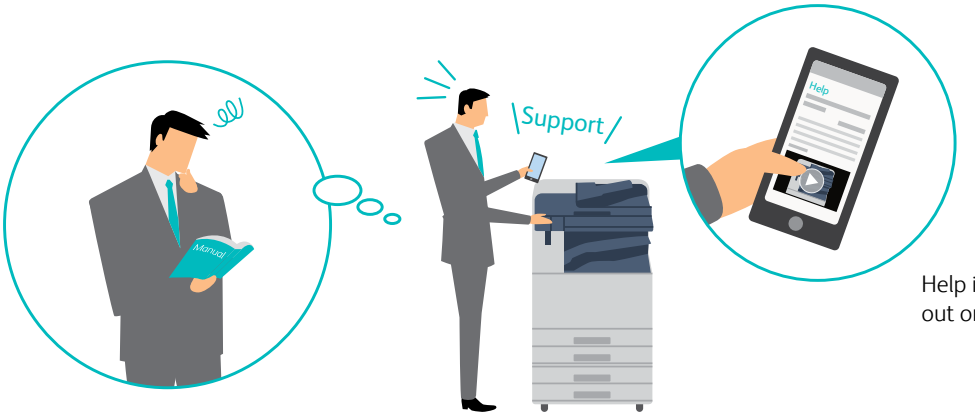

Help information can also be printed out or displayed on mobile devices.

Convenient & Energy Efficient

Energy saving, TCO reduction, and environmental friendliness, it's all in your hands

"RealGreen" for convenience and environmental friendliness

RealGreen* is a Fuji Xerox concept that refers to technology and services that deliver both energy saving and convenience. Our aim is to provide excellent environmental performance while allowing users to focus on their job. The spirit of RealGreen is also alive in the new Fuji Xerox MFDs.

* "RealGreen" is a registered trademark of Fuji Xerox.

Smart power saving that only powers up device modules to be used

Smart power saving divides the MFD into four modules (the document feeder, control panel, output unit, and controller), and only powers up the modules currently required. It is a smart way to reduce both power consumption and CO_2 emissions.

High speed recovery from sleep mode with an instant heating IH-Fuser

High speed recovery from sleep mode Induction Heating Fusing Technology incorporates a thin, non-magnetic metal as the heating layer inside the fuser belt which enables greater energy efficiency. With this technology, the fusing unit does not require pre-heating and doesn't consume power when the machine is in standby mode.

As a result, the fusing unit achieves quick start-up time of only 4 seconds or less*.

*C3371/C3370/C2271 models.

Bio-based plastic/recycled plastic adopted

The ApeosPort and DocuCentre-VI-series devices adopt bio-based plastic parts incorporating cellulose obtained from wood-based rather than plant-based material. Recycled plastic is also in use.

Enhanced low-noise design

Based on user feedback, the ApeosPort and DocuCentre VI - series devices address noise emission, such as those generated by paper output and paper trays to produce quieter, less intrusive devices.

Achieving outstanding TEC values

The ApeosPort and DocuCentre-VI series has achieved 0.8 kWh*2 for TEC value*1, conforming to the International Energy Star Program and reducing power consumption.

*1: Value derived based on the method defined by the International Energy Star Program.

*2: With the C2271 model

TEC Values

C7771	3.3 kWh
C6671	3.1 kWh
C5571	2.4 kWh
C4471	1.9 kWh
C3371	1.3 kWh
C3370	1.1 kWh
C2271	0.8 kWh

Values provided by the ApeosPort series

In addition to excellent expandability and customizability, the ApeosPort series provides functions to contribute to reduced administration work and prevention of information leaks.
The ApeosPort series will enhance the information infrastructure of your company while promoting an environment that enables each employee to focus on their work.

Authentication by user information registered in a server

Your administrative work will be greatly reduced by using a server registered with user information for authentication, rather than setting user information on each MFD. Available functions and colour output can also be restricted* on a user basis. In addition, users who are not registered on the server (such as a temporary staff) can also be permitted use the MFDs.

* Requires ApeosWare Management Suite 2.

Further enhanced security

- By importing a device certificate to a MFD, digital signatures and encrypted communication based on S/MIME can be performed when sending e-mail/Internet faxes.
- By attaching a digital signature to scanned documents, modifications to files can be detected and sender falsification can be prevented.

Image log

The image log function enables the job log (including the user, usage time, and number of copies) and the image itself to be stored and managed. This enables investigations to proceed smoothly should a confidential document be leaked.

Note: Requires ApeosWare Image Log Management.

With more variation

A wide variety of finishing options such as Z-Fold and Tri-Fold.

Stapling

Stapling multiple pages documents, such as meeting materials into sets, is available.



Punch

A hole punch process can be used for filing documents in binders.



Saddle Staple

This Single Fold and stapling process is ideal for creating catalogues and booklets.



Z Fold Half Sheet

Z Fold Half Sheet is a useful method to combine A3 documents into A4 size.

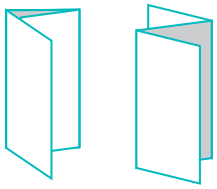

Tri-fold

The C-fold is useful when creating materials enclosed in envelopes.

		Finisher-A2	Finisher-B1 + Booklet Maker Unit for Finisher-B1	C3 Finisher with Booklet Maker	C3 Finisher with Booklet Maker + Folder Unit CD1
Stapling thickness		50 sheets*1	50 sheets	50 or 65 sheets*2	50 or 65 sheets*2*3
Punch		—	2/4 hole punch*4 or 2/3 hole punch*5	2/4 hole punch*6 or 2/3 hole punch*7	2/4 hole punch*6 or 2/3 hole punch*7
Saddle Staple		—	○*8	○	○
Single Fold		—	○*8	○	○
Tri-fold		—	—	—	○*9
Z Fold Half Sheet		—	—	—	○*9
Paper capacity*10	Output tray	—	—	500 sheets	500 sheets
	Finishing tray	500 sheets	2000 sheets	1500 sheets	1500 sheets

*1: A4 size. Max. 30 sheets with B4 or larger. 64 gsm paper
*2: C3 Finisher Staple Unit 65 Sheets is required. 64 gsm paper
*3: Finisher capacity decreases when Z-fold half sheets are mixed.
*4: 2/4 Hole Punch Kit for Finisher-B1 is required.
*5: US 2/3 Hole Punch Kit for Finisher-B1 is required.
*6: Punch Unit 2H/4H is required.
*7: Punch Unit US 2H/3H is required.
*8: Booklet Maker Unit for Finisher-B1 is required. For the features of Saddle Staple or Single Fold, Finisher B1 does not perform folding but does perform scoring.
*9: Folder Unit CD1 is required.
*10: 64 gsm paper
Note: C3 Finisher or C3 Finisher with Booklet Maker requires Transport Unit H3.
Note: Finisher-A2 can only be attached to C5571,C4471,C3371,C3370 and C2271.
Note: Finisher-B1 can only be attached to C5571,C4471,C3371,C3370 and C2271.

Smart Work Gateway Base Configuration comes standard with the features below.

- Cloud Service Hub
- Scan Delivery
- Cloud On-Demand Print

*ApeosPort Model only .
*Large Size UI is optional.

Specifications of
ApeosPort-VI C7771 / C6671 / C5571 / C4471 / C3371 / C3370 / C2271
DocuCentre-VI C5571 / C4471 / C3371 / C3370 / C2271

Basic Specifications/Copy Function

Item		Description						
		C7771	C6671	C5571	C4471	C3371	C3370	C2271
Type		Desktop/Console						
Memory capacity		4 GB (Max: 4 GB)						
Hard disk capacity*1		160 GB or larger (Used: 128 GB)						
Colour Capability		Full Colour						
Scan Resolution		600 x 600 dpi						
Printing Resolution		1200 x 2400 dpi (High Resolution Photo) 600 x 600 dpi (Text / Text-Photo / Photo / Map)						
Warm-up Time		When Embedded Plug-ins / Custom Services are enabled*2 36 seconds or less, 30 seconds or less if the main power is on. (At room temperature 23°C) When Embedded Plug-ins / Custom Services are disabled*2 30 seconds or less, 24 seconds or less if the main power is on. (At room temperature 23°C)						
Original Size		Maximum of 297 x 432 mm (A3, 11 x 17") for both Sheet and Book						
Paper Size	Max	SRA3 (320 x 450 mm), 12 x 18" (305 x 457 mm), A3 [12 x 19" (305 x 483 mm) when using Bypass Tray]						
	Min	A5 [89 x 98 mm when using Bypass Tray]						
	Image loss width	Lead edge 4.0 mm, Trail edge 2.0 mm, Right/Left Edge 2.0 mm						
Paper Weight*3	Paper Tray	52 to 300 gsm						
	Bypass Tray	52 to 300 gsm						
First Copy Output Time (A4 LEF)								
B/W*4		3.3 sec.	3.3 sec	3.7 sec.	4.4 sec.	4.9 sec.	4.9 sec.	6.3 sec.
Colour*5		4.1 sec.	4.1 sec.	5.2 sec.	5.7 sec.	6.7 sec.	6.7 sec.	8.7 sec.
Continuous Copy Speed*6	A4 LEF / B5 LEF	B/W: 70 Colour: 70	B/W: 65 Colour: 65	B/W: 55 Colour: 55	B/W: 45 Colour: 45	B/W: 35 Colour: 35	B/W: 30 Colour: 30	B/W: 25 Colour: 25
	A4 / B5	B/W: 50 Colour: 50	B/W: 47 Colour: 47	B/W: 40 Colour: 40	B/W: 32 Colour: 32	B/W: 27 Colour: 27	B/W: 23 Colour: 23	B/W: 19 Colour: 19
	B4	B/W: 41 Colour: 41	B/W: 38 Colour: 38	B/W: 32 Colour: 32	B/W: 26 Colour: 26	B/W: 23 Colour: 23	B/W: 20 Colour: 20	B/W: 16 Colour: 16
	A3	B/W: 35 Colour: 35	B/W: 32 Colour: 32	B/W: 27 Colour: 27	B/W: 22 Colour: 22	B/W: 19 Colour: 19	B/W: 17 Colour: 17	B/W: 14 Colour: 14
Paper Tray Capacity*7	Standard	[4 Tray Model] 500 sheets x 4 Tray + Bypass Tray 90 sheets [Tandem Tray Model] 500 sheets x 2 Tray +860 sheets + 1125 sheets + Bypass Tray 90 sheets Tandem Tray only available on C4471 / C5571 / C6671 / C7771						
	Optional	HCF B1: 2030 sheets						
	Max	4 Tray Model: 4120 sheets (4 Tray Model + HCF B1) Tandem Tray Model: 5105 sheets (Tandem Tray Model + HCF B1) Tandem Tray only available on C4471 / C5571 / C6671 / C7771						
Output Tray Capacity*8		Upper Center: 250 sheets (A4 LEF), Lower Center: 250 sheets (A4 LEF)						
Power Supply		AC220-240 V +/- 10 %, 10 A, 50/60 Hz common						
Maximum Power Consumption		[C7771 / C6671 / C5571 / C4471] 2.2 kW (AC220 V +/- 10%) 2.4 kW (AC240 V +/- 10%) Sleep Mode: 0.5 W (AC230 V) Ready Mode: 111 W (AC230 V) [C3371 / C3370 / C2271] 2.2 kW (AC220 V +/- 10%) 2.4 kW (AC240 V +/- 10%) Sleep Mode: 0.5 W (AC230 V) Ready Mode: 75 W (AC230 V)						
Dimensions		[C7771 / C6671] W 663 x D 793 x H 1169 mm [C5571 / C4471 / C3371 / C3370 / C2271] W 669 x D 723 x H 1141 mm (Without Adjusting Foot: width 663mm.)						
Weight*9		156 kg		4 Tray Model : 132kg Tandem Tray Model : 139kg Tandem Tray only available on C4471 / C5571 / C6671 / C7771				

*1 The Storage Hard disk capacity is not totally available for customers.
*2 Embedded Plug-ins / Custom Services are enabled as factory default. You can change the settings if needed.
*3 It is recommended to use Fuji Xerox recommended paper. Correct print output may not be possible depending on the requirement.
*4 A4LEF / Monochrome priority mode.
*5 A4LEF / Colour priority mode.
*6 The unit is sheets/minute. The speed may be reduced due to the image quality adjustment.
*7 80 gsm paper.
*8 64 gsm paper.
*9 Excluding Toner Cartridge.

Print Function

Item		Description
Type		Built-in type
Continuous Print Speed*1		Same as the Basic Specifications / Copy Function
Printing Resolution		600 x 600 dpi, 1200 x 1200 dpi, 1200 x 2400 dpi
Page Description Language	Standard	PCL5 / PCL6
	Optional	Adobe® PostScript® 3™
Supported Operating System	Standard (PCL Driver)	Windows® 10 (32bit), Windows® 10 (64bit), Windows® 8.1 (32bit), Windows® 8.1 (64bit), Windows® 8 (32bit), Windows® 8 (64bit), Windows® 7 (32bit), Windows® 7 (64bit), Windows Vista® (32bit), Windows Vista® (64bit), Windows Server® 2012 R2 (64bit), Windows Server® 2012 (64bit), Windows Server® 2008 R2 (64bit), Windows Server® 2008 (32bit), Windows Server® 2008 (64bit)
	Standard (Mac OS X Driver)	OS X 10.11/10.10/10.9/10.8, Mac OS X 10.7/10.6
	Optional (Adobe® PostScript® 3™ Driver)	Windows® 10 (32bit), Windows® 10 (64bit), Windows® 8.1 (32bit), Windows® 8.1 (64bit), Windows® 8 (32bit), Windows® 8 (64bit), Windows® 7 (32bit), Windows® 7 (64bit), Windows Vista® (32bit), Windows Vista® (64bit), Windows Server® 2012 R2 (64bit), Windows Server® 2012 (64bit), Windows Server® 2008 R2 (64bit), Windows Server® 2008 (32bit), Windows Server® 2008 (64bit) OS X 10.11/10.10/10.9/10.8, Mac OS X 10.7/10.6
Interface	Standard	Ethernet 1000BASE-T / 100BASE-TX / 10BASE-T, USB3.0

*1 The speed may be reduced due to the image quality adjustment.The printing speed may be reduced depending on the document.

Scan Function

Item		Description
Type		Colour Scanner
Scan Resolution		600 x 600 dpi, 400 x 400 dpi, 300 x 300 dpi, 200 x 200 dpi
Scan Speed		Same as the Scan Speed for the Duplex Automatic Document Feeder
Interface	Standard	Ethernet 1000BASE-T / 100BASE-TX / 10BASE-T

Duplex Automatic Document Feeder B1-PC

Item		Description				
		C5571	C4471	C3371	C3370	C2271
Original Size / Paper Weight		Max: A3, 11 x 17"; Min: A5*1 38 to 128 gsm (In Duplex: 50 to 128 gsm)				
Capacity*2		130 sheets				
Scan Speed*3	Copy	B/W: 55 sheets/minute Colour: 55 sheets/minute	B/W: 45 sheets/minute Colour: 45 sheets/minute	B/W: 35 sheets/minute Colour: 35 sheets/minute	B/W: 30 sheets/minute Colour: 30 sheets/minute	B/W: 25 sheets/minute Colour: 25 sheets/minute
	Scan	B/W: 80 sheets/minute, Colour: 80 sheets/minute (1 pass, 2 sided scanning: B/W: 154 ppm*4 , Colour: 154 ppm*4) [Fuji Xerox Standard Paper (A4 LEF), 200 dpi, to Folder]				

*1 The minimum custom size is 125 x 85 mm.
*2 64 gsm paper.
*3 The scanning speed varies depending on the documents.
*4 160 ppm for both B/W and colour when Quiet Mode is disabled. This setting can be changed to suit the customer's usage.

Duplex Automatic Document Feeder C1-PC

Item		Description	
		C7771	C6671
Original Size / Paper Weight		Max: A3, 11 x 17"; Min: A6*1 38 to 200 gsm (In Duplex: 50 to 200 gsm)	
Capacity*2		250 sheets	
Scan Speed*3	Copy	B/W: 70 sheets/minute Colour: 70 sheets/minute	B/W: 65 sheets/minute Colour: 65 sheets/minute
	Scan	B/W: 135 sheets/minute, Colour: 135 sheets/minute (1 pass, 2 sided scanning: B/W: 270 ppm , Colour: 270 ppm) [Fuji Xerox Standard Paper (A4 LEF), 200 dpi, to Folder]	

*1 The minimum custom size is 84 x 139.7 mm.
*2 64 gsm paper.
*3 The scanning speed varies depending on the documents.

Fax Function (Optional)

Item	Description
Original Size	Max: A3, 11 x 17", Long document (Longest 600 mm)
Recording Paper Size	Max: A3, 11 x 17" Min: A5
Transmission Time	2 seconds and more but fewer than 3 seconds*1
Transmission Mode	ITU-T G3
Applicable Lines	Telephone subscriber line, PBX, Fax communication (PSTN), Maximum 3 ports*2 (G3-3 ports)

*1 When A4 size document with approximately 700 characters is transmitted in standard image-quality (8 x 3.85 lines / mm) and in high-speed mode (28.8 kbps or faster, JBIG). Only indicates the time for transmitting the image information and does not include the communication control time. The total communication time will vary depending on the contents of the document, the type of machine receiving the fax, and line condition.
*2 No.of FAX lines is up to 3 ports. Port refers to number of channels for FAX.

HCF B1 (Optional)

Item	Description
Paper Size	A4 LEF, Letter LEF, B5 LEF
Paper Weight	55 to 216 gsm
Feeding Capacity / Number of Tray*1	2030 sheets x 1-tray
Dimensions	W 389 x D 610 x H 380 mm
Weight	29 kg

*1 80 gsm paper.

Side Tray

Item	Description
Paper Capacity*1	100 sheets
Dimensions	W 324 x D 567 x H 228 mm

*1 64 gsm paper.

Finisher-A2 (Optional)

Item		Description
Type		Sort (Offset available*1) / Stack (Offset available*1)
Paper Size		Max: A3, 11 x 17" Min: A5, Postcard (100 x 148 mm)
Paper Weight*2		52 to 256 gsm
Paper Capacity*3	Finishing Tray	[Without Stapling] A4LEF: 500 sheets*4, B4: 250 sheets, A3 or larger: 200 sheets, Mixed Size Stacking*5: 250 sheets [With Stapling] 30 sets, or A4 LEF: 500 sheets, B4: 250 sheets, A3 or larger: 200 sheets, Mixed Size Stacking*5: 250 sheets
Staple	Capacity	A4: 50 sheets (90 gsm or less) B4 or larger: 30 sheets (90 gsm or less)
	Paper Size	Max: A3, 11 x 17" Min: B5 LEF
	Position	Single stapling, Dual stapling
Dimensions / Weight		W 478 x D 461 x H 238 mm, 11 kg

Note: The unit cannot be installed on C7771/C6671.
*1 [No Offset] is selected by factory default. The settings can be changed according to the customer's use situation.
*2 Documents may not be printed correctly depending on usage conditions (52 to 55 gsm).
*3 64 gsm paper.
*4 A4LEF: 250 sheets (when the offset stacking function is enabled).
*5 When larger size sheets are stacked on top of smaller size sheets. Large size paper: Smaller than A3 (250 sheets), A3 or larger (200 sheets).

Finisher-B1 (Optional)

Item		Description
Type		Sort (Offset available) / Stack (Offset available)
Paper Size*1		Max: A3, 11 x 17" Min: B5 LEF
Paper Weight*2		52 to 220 gsm
Paper Capacity*3		[Without Stapling] A4: 2000 sheets, B4 or larger: 1000 sheets, Mixed Size Stacking*4 : 300 sheets [With Stapling] A4: 100 sets or 1000 sheets*5 , B4 or larger: 75 sets or 750 sheets [With Booklet Finishing*6] 50 sets or 600 sheets [With Fold*6] 500 sheets
Staple	Capacity	50 sheets (90 gsm or less)
	Paper Size	Max: A3, 11 x 17" Min: B5 LEF
	Position	Single stapling, Dual stapling
Punch*7	Number of Holes	2-hole / 4-hole punch or 2-hole / 3-hole punch (US Specifications)
	Paper Size	A3, 11 x 17", B4, A4*8 , A4 LEF, Letter*8 , Letter LEF, B5 LEF
	Paper Weight	55 to 200 gsm
Booklet Finishing*6	Capacity	Saddle Staple: 15 sheets, Fold: 5 sheets
	Paper Size	Max: A3, 11 x 17" Min: A4, Letter
	Paper Weight	Saddle Staple: 64 to 80 gsm, Fold: 64 to 105 gsm
Dimensions*9 / Weight		W 620 x D 552 x H 1010 mm, 28 kg With Booklet Finisher: W 620 x D 597 x H 1080 mm, 38 kg

Note: The unit cannot be installed on C7771/C6671.
*1 Paper sizes larger than A3 or 11 x 17" or smaller than B5 are delivered to the Centre Tray.
*2 Documents may not be printed correctly depending on usage conditions (52 to 55 gsm).
*3 64 gsm paper.
*4 When larger size sheets are stacked on top of smaller size sheets.
*5 75 sets or 750 sheets with dual stapling.
*6 The Booklet Finishing function requires the optional Booklet Maker Unit for Finisher-B1. After a job with the Booklet Finishing function specified has been output, the next job may not be delivered until the sheets are removed from the output tray. Also, if larger size sheets are stacked on top of smaller size sheets after a job with the Booklet Finishing function specified has been run, the next job may not be delivered until the sheets are removed from the output tray.
*7 The Punch function requires the optional 2/4 Hole Punch Kit for Finisher-B1 or US 2/3 Hole Punch Kit for Finisher-B1.
*8 3-hole punch is not applicable.
*9 Inner connector within the body is excluded.

C3 Finisher with Booklet Maker (Optional)

Item		C3 Finisher with Booklet Maker
Type	Output Tray	Sort / Stack
	Finishing Tray	Sort (Offset available) / Stack (Offset available)
	Booklet Tray	Sort / Stack
Paper Size	Output Tray	Max: 12 x 19" (305 x 483 mm) Min: Postcard (100 x 148 mm)
	Finishing Tray	Max: 12 x 19" (305 x 483 mm) Min: B5 LEF
	Booklet Tray	Max: 12 x 18" (305 x 457 mm) Min: B5
Paper Weight	Output Tray	52 to 300 gsm*1
	Finishing Tray	52 to 300 gsm*1
	Booklet Tray	60 to 105 gsm*2
Paper Capacity*3	Output Tray	500 sheets (A4)
	Finishing Tray	[Without Stapling] A4: 1500 sheets, B4 or larger: 1500 sheets, Mixed Size Stacking*4 : 300 sheets [With Stapling] A4: 200 sets or 1500 sheets, B4 or larger: 100 sets or 1500 sheets, Mixed Size Stacking*4 : 70 sets or 200 sheets
	Booklet Tray	20 sets*5
Staple	Capacity	50 sheets (90 gsm or less)*6
	Paper Size	Max: A3, 11 x 17" Min: B5 LEF
	Position	Single stapling, Dual stapling
Punch*7	Number of Holes	2-hole / 4-hole punch or 2-hole / 3-hole punch (US Specifications)
	Paper Size	A3, 11 x 17", B4, A4*8, A4 LEF, Letter , Letter LEF, B5 LEF, 7.25 x 10.5" (184 x 267 mm), 8 x 10" (203 x 254 mm), 16K (194 x 267 mm), Cover A4 (223 x 297 mm), 9 x 11" (229 x 279 mm), 215 x 315 mm, 8.5 x 13" (216 x 330 mm), Legal, 11 x 15" (279 x 381 mm), 8K (267 x 388 mm)
	Paper Weight	52 to 200 gsm
Booklet Finishing	Capacity	Saddle Staple: 16 sheets*9 Middle-Fold: 5 sheets Single Fold: 1 sheet
	Paper Size	Max: SRA3 (320 x 450 mm), 12 x 18" (305 x 457 mm) Min: B5
	Paper Weight*10	Saddle Staple: 60 to 105 gsm Middle-Fold: 60 to 105 gsm Single Fold: 60 to 105 gsm
Dimensions*11		W 790 x D 589 x H 1056 mm When Folder Unit CD1 is installed: W 1025 x D 726 x H 1056 mm
Weight		66 kg When Folder Unit CD1 is installed: 118kg

Note: Transport Unit H3 is required.
*1 52 to 55 gsm output paper may not be aligned properly depending on the paper type.
*2 Cover sheets can be up to 256 gsm.
*3 64 gsm paper.
*4 When larger size sheets are stacked on top of smaller size sheets.
*5 When the output paper size is the same.
*6 Up to 65 sheets can be stapled when the C3 Finisher Staple Unit 65 Sheets is installed. However, depending on the paper type, incorrect stapling such as uneven edge alignment of sets may occur.
*7 Optional.
*8 3-hole punch is not applicable.
*9 Saddle Staple capacity varies depending on how heavy the cover is. Booklet may not be tightly closed depending on the size or type of the paper.
*10 Covers can be up to 256 gsm for saddle staple during printing.Printed covers can be up to 169 gsm (Heavyweight) for middle-fold or saddle staple during copying, while blank covers can be up to 256 gsm.
*11 Inner connector within the body is excluded.

Folder Unit CD1 (Optional)

Item		Description
Z Fold Half Sheet	Paper Size	A3, 11 x 17", B4
	Paper Weight	60 to 90 gsm
Tri-fold	Paper Size	A4, Letter
	Paper Weight	60 to 90 gsm
	Paper Capacity*1	40 sheets
Power Supply*2		AC220-240 V +/- 10 %, 0.6 A, 50/60 Hz common
Maximum Power Consumption		144 W (AC220-240 V +/- 10%)
Dimensions		W 232 x D 726 x H 991 mm
Weight		53 kg

Note: Optional of C3 Finisher / C3 Finisher with Booklet Maker.
*1 64 gsm paper.
*2 Power supply separate from the main unit is required.

Notes
1) If the storage media (such as hard disk drives) of the base unit fail, loss of received data, accumulated data, registered setting data, etc. may occur. In no event shall Fuji Xerox be liable for any damages whatsoever arising from loss of data.
2) Functional spare parts will be available for at least 7 years after the product is no longer manufactured.
3) The product specifications, appearance and other details in this brochure are subject to change without notice for improvements.

Customer Expectation Document (CED)
For detailed product specifications, optimum performance parameters and service clearances refer to the Customer Expectation Document.

All product names and company names mentioned in this brochure are trademarks or registered trademarks of their respective companies.

Reproduction Prohibitions Please note that reproduction of the following is prohibited by law :
Domestic and foreign currencies, government-issued securities, and national bonds and local bond certificates. Unused postage stamps, post cards, etc. Certificate stamps stipulated by law. Reproducing works forming the subject matter of copyright (literary works, musical works, paintings, engravings, maps, cinematographic works, drawings, photographic works, etc.) is not permitted unless the reproduction is for the purpose of personal use, family use or other similar uses within a limited circle.

For Your Safety
Before using the product, read the Instruction Manual carefully for proper use. Use the product with the power source and voltage specified. Be sure to establish ground connection. Otherwise, electronic shock may result in the case of a failure or short circuit.

For more information or detailed product specifications call us at

Fuji Xerox Australia Pty Ltd. ABN 63 000 341 819

Level 1, 101 Waterloo Road, Macquarie Park NSW 2113

13 14 12
www.fujixerox.com.au

FUJI xerox

Xerox, Xerox and Design, as well as Fuji Xerox and Design are registered trademarks or trademarks of Xerox Corporation in Japan and/or other countries and are used under license.

The information is as of November, 2016. PIC-0117 AP (1611)